



Contact Us

Solargiga Energy Holdings Limited (Listed Company)
Address: 1402 Harbour Centre, 25 Harbour Road, Wanchai, Hong Kong, China
Tel: (852) 341-62000
Email: info@solargiga.com

Jinzhou Yangguang Energy Co., Ltd. (Headquarters)
Address: 1-5, Section 3, Chifeng Street, Economic and Technical Development Zone,
Jinzhou City, Liaoning Province, China
Tel: (86) 0416-508-1136
Fax: (86) 0416-718-8277

Jiangsu Yueyang Photovoltaic Technology Co., Ltd.
Address: 777 Tangqiao Road, HTDZ, Jianhu County, Yancheng City, Jiangsu Province, China
Tel: (86) 051-586-565-777

Japanese Office
Contact: Sato Masanobu
Address: Takasu 6-Chome 14-25, Habikino, Osaka, Japan
Tel: (81) 080-846-11567

Suzhou Branch
Address: Floor 4, Section N3, Sungent I-Park, SIP, Suzhou, China

Beijing Office
Address: 43F, Block A, Ping 'an Xingfu Center, Fengtai District, Beijing, China

Product Manual

ABOUT US

Founded in 2000, Solargiga Energy is a well-known photovoltaic company. Listed in HKEX in 2008(00757.HK), Solargiga Energy integrates R&D, production, sales&marketing and system application of PV modules. We employ more than 2,000 staff worldwide and have production bases in Jinzhou (Liaoning) and Yancheng (Jiangsu). Our Marketing&Operation Center located in Suzhou (Jiangsu), and set up Beijing Office. Our business footprint covers major PV markets around the globe. We are committed to providing global customers with high-quality PV products, technical support, after-sales services&solutions, and promoting the development of the clean energy industry.

25 Years Crafting Solar Expertise

25

Years Company
History

2

Production
Bases

20.2GW

Capacity by
the end of 2025

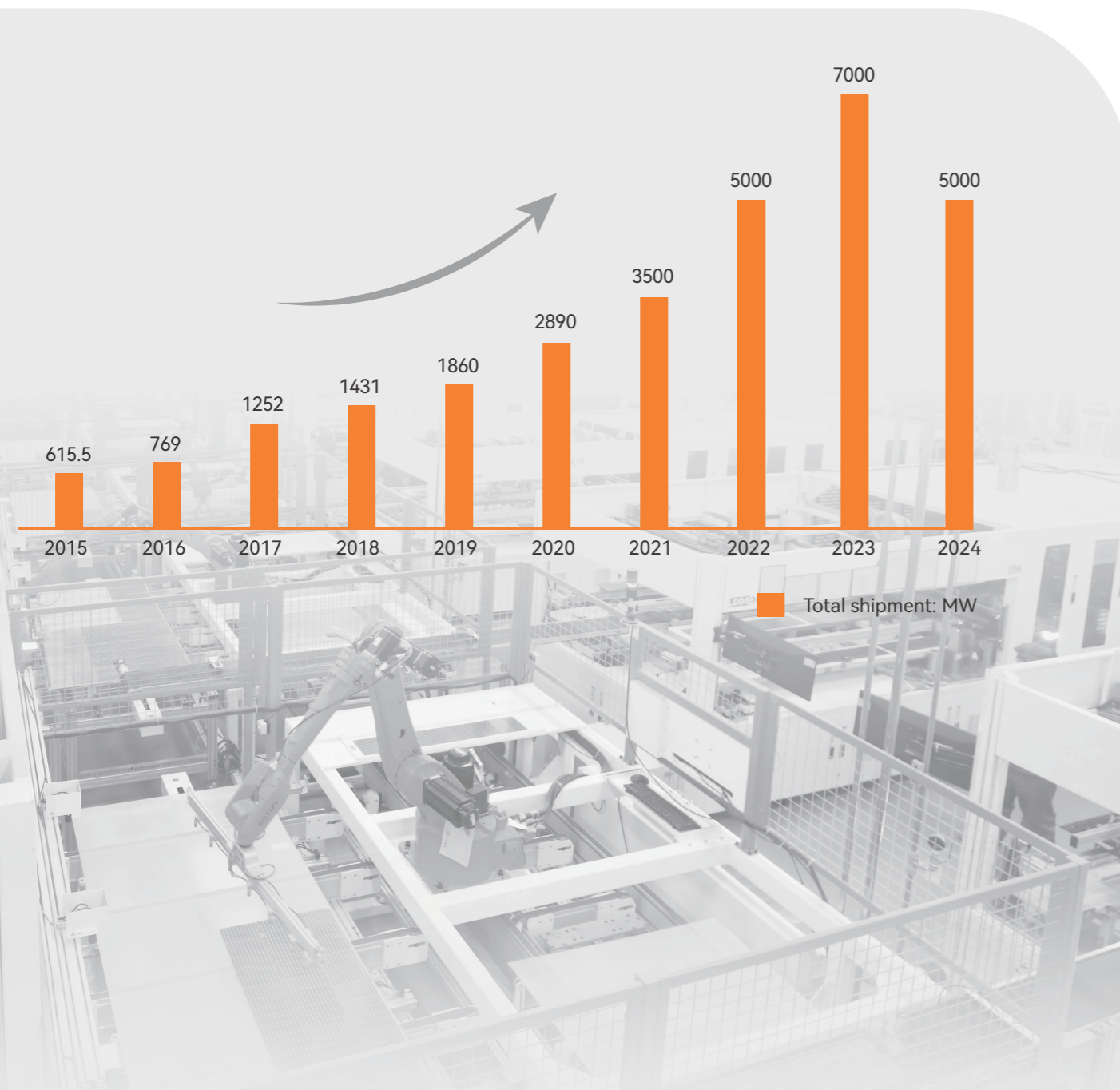
30+

Marketing
Networks



Striving for Excellence

Since the commencement of module mass production in 2009, shipments have consistently increased annually, with notable recent leapfrog development resulting in a doubling of annual shipments. Solargiga was also listed in SMM's Tier 1 PV module supplier rankings. The module shipment of 2024 has reached approximately 5GW, with N-type products accounting for 63.5% of the total shipments.

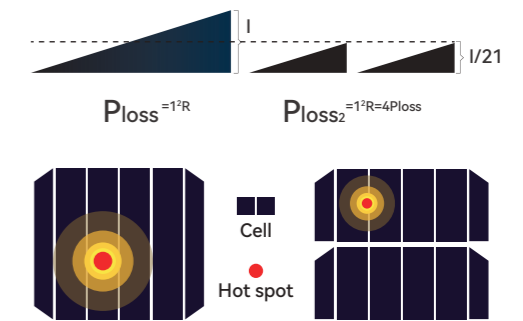


Multi-dimensional efficiency upgrades for enhancing power generation performance

Enhancing module reliability with multi-busbar (MBB) and half-cell technologies

MBB technology: By increasing the number of busbars to 16/18BB, the series resistance is reduced. The design of thinner busbars and fingers effectively enhances cell efficiency by minimizing surface area blockage.

Half-cell technology: Reducing heat loss within the module cells can improve power generation and mitigate hot spot risks significantly. The operating current of half-cells is only half that of full cells, leading to significantly reduced heat loss, lower operating temperatures, improved module reliability, enhanced power output, and increased resistance to hot spots.



Applying solder strip flattening technology to enhance module efficiency by 0.2%+

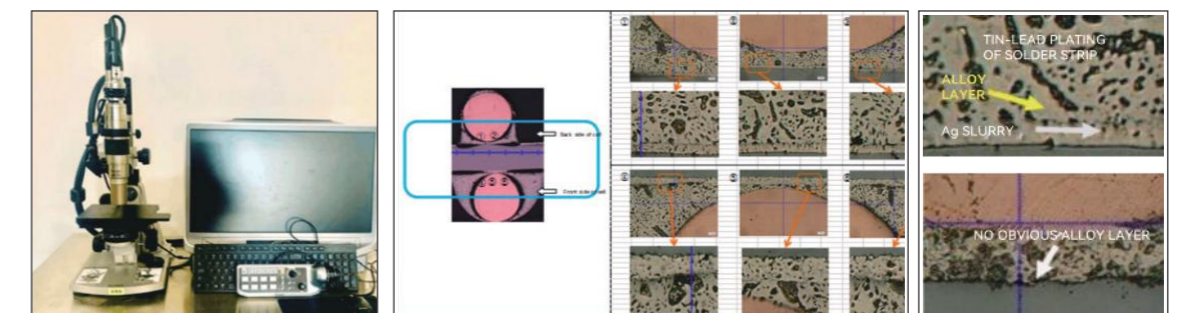
The round solder strip is located on the surface of the cell, which reduces the cell blockage area and increases the secondary utilization of incident light, thus improving the power output of the module to a certain extent. The flat solder strip in the cell gap effectively reduces the spacing between cells by 70% and improves the module efficiency by over 0.2%.



Enhancing welding quality through electronic-grade crystalline silicon metallographic experiment

The electronic-grade crystalline silicon metallographic experiment is integrated into module development and process quality management to enhance module welding quality. Through metallographic experiments on cells and solder strips, optimal welding parameters can be confirmed to facilitate alloy layer formation, enhancing control over cell welding quality and risk elimination.

Incomplete formation of the alloy layer may elevate the likelihood of solder strip detachment from the cell during module operation, leading to decreased output power, increased contact resistance, localized heating, and potential module fire hazards.



Ongoing Exploration

Driving production excellence through innovation initiatives

Solargiga Energy is dedicated to product research and development, investing approximately 5% of its operating income annually in R&D to sustain long-term innovation and vitality. Up to now, Solargiga Energy has been granted:

400+ National Patents

50+ Provincial and Municipal Science and Technology Awards

Innovation Platform: Exploring Cutting-Edge PV Technologies

Founded in 2025 to address rapid PV advancements, Solargiga's Smart PV Research Institute focuses on forward-looking technology and rigorous quality control. It provides end-to-end support from R&D to mass production, targeting breakthroughs in module efficiency, performance, and differentiation.

Enhancing industrial outcomes through Industry-University-Research Collaboration

Solargiga Energy and Shenyang Jianzhu University have collaboratively established the Solargiga Energy-Shenyang Jianzhu University Building Integrated Photovoltaic (BIPV) Research Institute. Solargiga Energy also has conducted research on perovskite PV technology with Dr. Wang Rui's team from Westlake University and Zhejiang University's laboratory.

Driving sustainable development of the Company through technology iteration

Solargiga Energy has successively accelerated the innovation of M10 and G12 module. N-type bifacial cell, and N-type bifacial module. We own the most cutting-edge N-type IBC cell technology and FPC module sealing technology.

300+

R&D technical team members

Certified laboratory

CNAS

200+

Patent certificates related to modules


Platform sub-center

**FOR OUTDOOR
DEMONSTRATION**

Giga **N**

From 1 to **N**
Revolutionary-Proven

Giga **N**



460W+
23.0%+

GIGA-N 48 The Ultimate Sub-2m² Residential Solar Solution


The premium solar solution for sub-2m² rooftops: 48-cell N-type TOPCon technology delivers maximum power density in policy-compliant sizes. Its architecturally refined all-black design enhances homes while boosting energy returns.



510W+
22.9%+

GIGA-N 54 Quality benchmark: A new solution for household scenarios

With a refined 54-cell design, these all-black modules are ideal for distributed, industrial and commercial rooftop projects, offering a blend of craftsmanship and artistic aesthetics to cater to high-end residential applications and enhance owner returns.



730W+
23.5%+

GIGA-N 66 210+N, leading the mainstream of the entire industry chain


Equipped with a 210mm size design, the module mass production power can reach 730W+, MBB multi-busbar design reduces equivalent series resistance and reduces shading area. It also has lower BOS costs and LCOE electricity costs, effectively ensuring power output.



600W+
23.2%+

GIGA-N 72 From 1 to N: Unlocking high efficiency

The 23.20% ultra-high conversion efficiency is attained through the combination of innovative cutting-edge technologies. The mass production power exceeds 600W, resulting in improved yield rates. Leading reliability extends the linear power warranty of modules to 30 years.



645W+
23.1%+

GIGA-N 78 Empowering innovation: Creating new possibilities for N-type

The module showcases superior hard-core strength with 645W+ power output and 23.10% ultra-high efficiency. Utilizing an M10/182 size design, it is ideal for super-large surface power stations, offering a cost-effective solution tailored to customer requirements.

Product Advantages

High efficiency, high power, and high power generation

The back features embossed glazing/porcelain white glass, with a bifaciality of 80+5%. Under typical installation conditions, it achieves a power generation gain of approximately 3% per watt in the grassland scenario. And the N-type PV module increased power by 20-25W and has higher efficiency.

Lower temperature coefficient and better low-light performance

The temperature coefficient of N-type module is as low as -0.28%/C, ensuring higher power generation in high temperature environment. And the power generation can be increased by about 0.5% in low light environment. It has excellent mechanical properties, withstand 5400 Pa snow pressure +2400 Pa wind pressure, and withstand 6000 Pa snow pressure +3000 Pa wind pressure under extreme conditions.

Advanced module product technology

N-type TOPCon cell technology, covering multi busbar bifacial cells such as M10/ G12/ G12R and etc, and without boron-oxygen recombination. They exhibit minimal initial light-induced degradation ($\leq 0.1\%$) and thermally assisted light-induced degradation ($< 3\%$), ensuring superior LeTID and LiD performance, lower LCOE (Levelized Cost of Energy) and excellent anti-PID performance.

Create a "PV + Full-scenario application"

Adopt to a variety of application scenarios, such as residential, commercial & Utility, ground PV power plant, etc, compatible with mainstream installation methods and inverter systems in the market. And expand "PV+applications", developed products suitable for airport/ highway, fishpond/ sea, desert/ Gobi, farm/ livestock farm and other scenarios.

Solargiga Energy Giga Sup7

JMPV-XVT6/48-445~460(R) MONO-CRYSTALLINE BIFACIAL HALF-CUT MODULE

Maximum Power	Maximum Efficiency	Power Tolerance
460W	23.0%	0~+3%

CELL TYPE
N-Type/MBB/Monocrystalline/Half-Cell

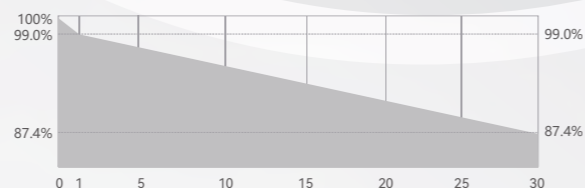
HIGH EFFICIENCY, HIGH GENERATION
Based on monocrystalline silicon wafer and TOPCon cell technology, the power generation efficiency has greatly improved with lower degradation and better temperature coefficient.

PID EXCELLENT ANTI-PID PERFORMANCE
Cell manufacturing technology optimization and materials control will help reduce PID degradation rate to the minimum.

LIGHT DOUBLE GLASS
Perfect size and low weight for handling and installation, effectively lower the fragmentation rate of modules and reduce the scratches on the back during the installation process.

STRONG MECHANICAL LOAD CAPACITY
Withstand snow pressure up to 5400Pa on the front face and wind pressure up to 2400Pa on the rear face.

12 YEARS Product Warranty | 30 YEARS Power Output Warranty



IEC 61215 / IEC 61730



ADDITIONAL PREMIUM INSURANCE SERVICES ARE AVAILABLE

MBB MONO-CRYSTALLINE BIFACIAL HALF-CUT MODULE JMPV-XVT6/48-445~460(R)

MODEL NUMBER	JMPV-XVT6/48-445~460(R)			
ELECTRICAL PARAMETERS (STC)				
Max Power (Pmax/W)	445	450	455	460
Max Power Voltage(Vmp/V)	29.55	29.73	29.90	30.05
Max Power Current (Imp/A)	15.06	15.14	15.22	15.31
Open Circuit Voltage(Voc/V)	35.39	35.59	35.78	35.99
Short Circuit Current (Isc/A)	16.01	16.10	16.19	16.27
Module Efficiency (%)	22.3	22.5	22.8	23.0

STC(Standard Test Condition): AM1.5, Irradiance 1000W/m², Cell Temperature 25°C

ELECTRICAL PARAMETERS (NMOT)				
Max Power (Pmax/W)	332.13	336.12	339.73	343.40
Max Power Voltage(Vmp/V)	27.54	27.71	27.87	28.01
Max Power Current (Imp/A)	12.06	12.13	12.19	12.26
Open Circuit Voltage(Voc/V)	33.10	33.28	33.46	33.66
Short Circuit Current (Isc/A)	12.92	13.00	13.07	13.13

NMOT(Nominal Module Operating Temperature): Irradiance 800W/m², Ambient Temperature 20°C, Wind Speed 1m/s

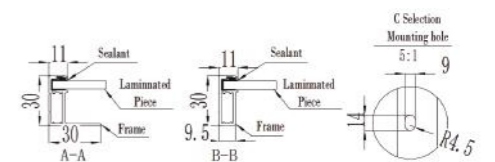

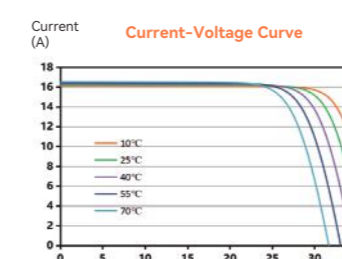
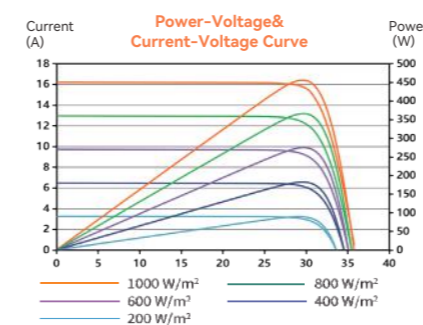
BIFACIAL GENERATION DATA (460W FOR EXAMPLE)			Bifacial generation varies relying on albedo, height from ground, interval etc. Below data are for reference only.
Power Gain	5%	15%	25%
Maximum Power (W)	483.20	529.18	575.15
Module Efficiency (%)	24.2	26.5	28.8
Max Power Voltage(Vmp/V)	30.05	30.05	30.05
Max Power Current(Imp/A)	16.08	17.61	19.14
Open Circuit Voltage(Voc/V)	35.99	35.99	35.99
Short Circuit Current(Isc/A)	17.08	18.71	20.34

TEMPERATURE CHARACTERISTICS	
Cell Operating Temperature	45±2°C
Temperature Coefficient of Isc	0.047%/°C
Temperature Coefficient of Voc	-0.240%/°C
Temperature Coefficient of Pmax	-0.280%/°C

MECHANICAL PARAMETERS			
Cell Type	N Type/MBB/Monocrystalline/Half-Cell		
Number of Cells	96(6×8×2)		
Weight	21.5±1kg		
Dimension	1762×1134×30mm		
Front Glass	Semi-tempered embossed coated glass	Frame	Anodized Aluminum(Black)
Encapsulating Material	EVA/POE+POE	Junction Box	Protection Degree IP68
Back Glass	Semi-tempered grid glass(Black)	Cable	4.0 mm ² +300mm,~200mm; or customized length

OPERATING CONDITIONS			
Maximum System Voltage	1500V	Max Front Face Static Load (Snow etc)	5400Pa
Operating Temperature	-40°C~+85°C	Max Rear Face Static Load (Wind etc)	2400Pa
Maximum Series Fuse Rating	30A	Installation should strictly obey the installation manual of Solargiga Energy	

PACKING INFORMATION	
36pcs/pallet	936pcs/40'HQ
*Power test uncertainty +/-3%	



Solargiga Energy Giga Sup7

JMPV-XVT6/54-495~510(R) MONO-CRYSTALLINE BIFACIAL HALF-CUT MODULE

Maximum Power	Maximum Efficiency	Power Tolerance
510W	22.9%	0~+3%

CELL TYPE
N-Type/MBB/ Monocrystalline/Half-Cell

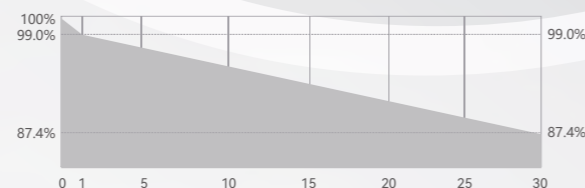
HIGH EFFICIENCY, HIGH GENERATION
Based on monocrystalline silicon wafer and TOPCon cell technology, the power generation efficiency has greatly improved with lower degradation and better temperature coefficient.

PID EXCELLENT ANTI-PID PERFORMANCE
Cell manufacturing technology optimization and materials control will help reduce PID degradation rate to the minimum.

LIGHT DOUBLE GLASS
1.6mm glass, perfect size and low weight for handling and installation, effectively lower the fragmentation rate of modules and reduce the scratches on the back during the installation process.

STRONG MECHANICAL LOAD CAPACITY
Withstand snow pressure up to 5400Pa on the front face and wind pressure up to 2400Pa on the rear face.

12 YEARS Product Warranty | 30 YEARS Power Output Warranty



IEC 61215 / IEC 61730



ADDITIONAL PREMIUM INSURANCE SERVICES ARE AVAILABLE

MBB MONO-CRYSTALLINE BIFACIAL HALF-CUT MODULE JMPV-XVT6/54-495~510(R)

MODEL NUMBER	JMPV-XVT6/54-495~510(R)			
ELECTRICAL PARAMETERS (STC)				
Max Power (Pmax/W)	495	500	505	510
Max Power Voltage(Vmp/V)	33.05	33.21	33.38	33.54
Max Power Current (Imp/A)	14.98	15.06	15.13	15.21
Open Circuit Voltage(Voc/V)	39.57	39.77	39.97	40.17
Short Circuit Current (Isc/A)	15.93	16.01	16.08	16.16
Module Efficiency (%)	22.3	22.5	22.7	22.9

STC(Standard Test Condition): AM1.5, Irradiance 1000W/m², Cell Temperature 25°C

ELECTRICAL PARAMETERS (NMOT)				
Max Power (Pmax/W)	369.60	373.26	377.05	380.74
Max Power Voltage(Vmp/V)	30.80	30.95	31.11	31.26
Max Power Current (Imp/A)	12.00	12.06	12.12	12.18
Open Circuit Voltage(Voc/V)	37.01	37.19	37.38	37.57
Short Circuit Current (Isc/A)	12.86	12.92	12.98	13.05

NMOT(Nominal Module Operating Temperature): Irradiance 800W/m², Ambient Temperature 20°C, Wind Speed 1m/s

BIFACIAL GENERATION DATA (510W FOR EXAMPLE)			
Power Gain	5%	15%	25%
Maximum Power (W)	535.63	586.61	637.59
Module Efficiency (%)	24.1	26.4	28.7
Max Power Voltage(Vmp/V)	33.54	33.54	33.54
Max Power Current(Imp/A)	15.97	17.49	19.01
Open Circuit Voltage(Voc/V)	40.17	40.17	40.17
Short Circuit Current(Isc/A)	16.97	18.58	20.20

Bifacial generation varies relying on albedo, height from ground, interval etc. Below data are for reference only.

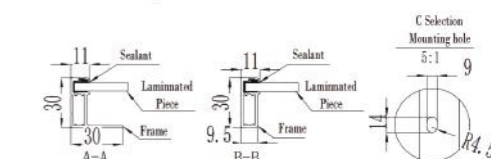

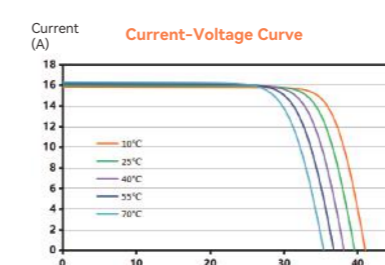
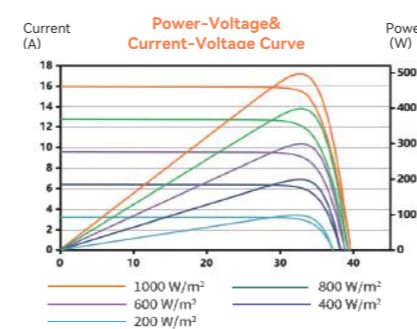
TEMPERATURE CHARACTERISTICS	
Cell Operating Temperature	45±2°C
Temperature Coefficient of Isc	0.047%/°C
Temperature Coefficient of Voc	-0.240%/°C
Temperature Coefficient of Pmax	-0.280%/°C

MECHANICAL PARAMETERS			
Cell Type	N Type/MBB/Monocrystalline/Half-Cell		
Number of Cells	96(6×8×2)		
Weight	21.5±1kg		
Dimension	1960×1134×30mm		
Front Glass	Semi-tempered embossed coated glass	Frame	Anodized Aluminum(Black)
Encapsulating Material	EVA/POE+POE	Junction Box	Protection Degree IP68
Back Glass	Semi-tempered grid glass(Black)	Cable	4.0 mm ² /+300mm,-200mm; or customized length

OPERATING CONDITIONS			
Maximum System Voltage	1500V	Max Front Face Static Load (Snow etc)	5400Pa
Operating Temperature	-40°C~+85°C	Max Rear Face Static Load (Wind etc)	2400Pa
Maximum Series Fuse Rating	30A	Installation should strictly obey the installation manual of Solargiga Energy	

PACKING INFORMATION	
36pcs/pallet	864pcs/40'HQ

*Power test uncertainty +/-3%



Solargiga Energy Giga Sup7

JMPV-XVT6/66-615~630(R) MONO-CRYSTALLINE BIFACIAL HALF-CUT MODULE

Maximum Power	Maximum Efficiency	Power Tolerance
630W	23.3%	0~+3%

CELL TYPE
N-Type/MBB/Monocrystalline/Half-Cell

HIGH EFFICIENCY, HIGH GENERATION
Based on monocrystalline silicon wafer and TOPCon cell technology the power generation efficiency has greatly improved with lower degradation and better temperature coefficient.

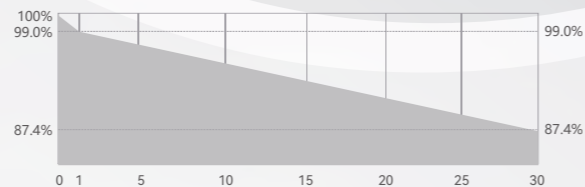
EXCELLENT ANTI-PID PERFORMANCE
Cell manufacturing technology optimization and materials control will help reduce PID degradation rate to the minimum.

SUPPORT 1500V SYSTEM
Increase the number of system modules in series, reduce overall cost of terminal power plant.

STRONG MECHANICAL LOAD CAPACITY
Withstand snow pressure up to 5400Pa on the front face and wind pressure up to 2400Pa on the rear face.



12 YEARS Product Warranty | 30 YEARS Power Output Warranty



IEC 61215/IEC 61730
IEC 62804: Anti-PID Test
IEC 61701: Salt Spray Test
IEC 62716: Ammonia corrosion test
IEC60068-2-68: Dust and Sand Test



MBB MONO-CRYSTALLINE BIFACIAL HALF-CUT MODULE JMPV-XVT6/66-615~630(R)

MODEL NUMBER	JMPV-XVT6/66-615~630(R)			
ELECTRICAL PARAMETERS (STC)				
Max Power (Pmax/W)	615	620	625	630
Max Power Voltage(Vmp/V)	40.73	40.90	41.07	41.24
Max Power Current (Imp/A)	15.10	15.16	15.22	15.28
Open Circuit Voltage(Voc/V)	48.75	48.96	49.17	49.35
Short Circuit Current (Isc/A)	16.06	16.12	16.18	16.25
Module Efficiency (%)	22.8	23.0	23.1	23.3

STC(Standard Test Condition): AM1.5, Irradiance 1000W/m², Cell Temperature 25°C

ELECTRICAL PARAMETERS (NMOT)				
Max Power (Pmax/W)	458.93	462.77	466.63	470.51
Max Power Voltage(Vmp/V)	37.96	38.12	38.28	38.44
Max Power Current (Imp/A)	12.09	12.14	12.19	12.24
Open Circuit Voltage(Voc/V)	45.59	45.79	45.98	46.15
Short Circuit Current (Isc/A)	12.97	13.01	13.06	13.12

NMOT(Nominal Module Operating Temperature): Irradiance 800W/m², Ambient Temperature 20°C, Wind Speed 1m/s

BIFACIAL GENERATION DATA (630W FOR EXAMPLE)			
Power Gain	5%	15%	25%
Maximum Power (W)	661.49	724.58	787.68
Module Efficiency (%)	24.5	26.8	29.1
Max Power Voltage(Vmp/V)	41.24	41.24	41.24
Max Power Current(Imp/A)	16.04	17.57	19.10
Open Circuit Voltage(Voc/V)	49.35	49.35	49.35
Short Circuit Current(Isc/A)	17.06	18.69	20.31

Bifacial generation varies relying on albedo, height from ground, interval etc. Below data are for reference only.



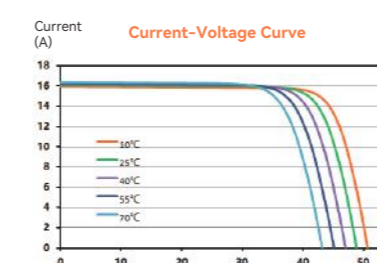
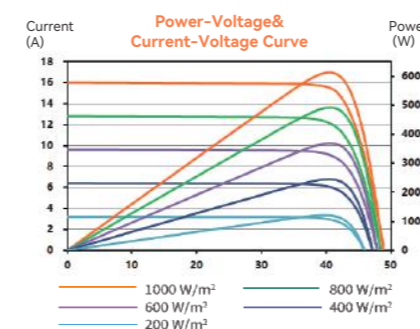
TEMPERATURE CHARACTERISTICS	
Cell Operating Temperature	45±2°C
Temperature Coefficient of Isc	0.047%/°C
Temperature Coefficient of Voc	-0.240%/°C
Temperature Coefficient of Pmax	-0.280%/°C

MECHANICAL PARAMETERS			
Cell Type	N Type/MBB/Monocrystalline/Half-Cell		
Number of Cells	132(6×11×2)		
Weight	34±1.0kg		
Dimension	2382×1134×30mm		
Front Glass	Semi-tempered embossed coated glass	Frame	Anodized Aluminum
Encapsulating Material	EVA/POE+POE	Junction Box	Protection Degree IP68
Back Glass	Semi-tempered embossed/high-reflection	Cable	4.0 mm ² /+300mm,-200mm; or customized length

OPERATING CONDITIONS			
Maximum System Voltage	1500V	Max Front Face Static Load (Snow etc)	5400Pa
Operating Temperature	-40°C~+85°C	Max Rear Face Static Load (Wind etc)	2400Pa
Maximum Series Fuse Rating	30A	Installation should strictly obey the installation manual of Solargiga Energy	

PACKING INFORMATION	
36pcs/pallet	720pcs/40'HQ

*Power test uncertainty +/-3%



Solargiga Energy Giga Sup6

JMPV-TV6/66-715~730(R) MONO-CRYSTALLINE BIFACIAL HALF-CUT MODULE

Maximum Power	Maximum Efficiency	Power Tolerance
730W	23.5%	0~+3%

CELL TYPE
N-Type/MBB/Monocrystalline/Half-Cell

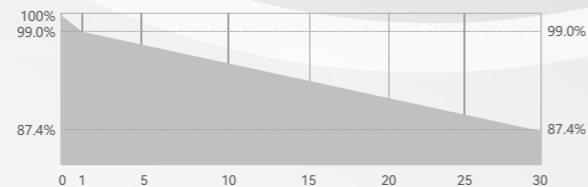
HIGH EFFICIENCY, HIGH GENERATION
Based on 210mm wafer and TOPCon cell technology, the power generation efficiency has greatly improved with lower degradation and better temperature coefficient.

EXCELLENT ANTI-PID PERFORMANCE
Cell manufacturing technology optimization and materials control will help reduce PID degradation rate to the minimum.

SUPPORT 1500V SYSTEM
Increase the number of system modules in series, reduce overall cost of terminal power plant.

STRONG MECHANICAL LOAD CAPACITY
Withstand snow pressure up to 5400Pa on the front face and wind pressure up to 2400Pa on the rear face.

12 YEARS Product Warranty | 30 YEARS Power Output Warranty



IEC 61215/IEC 61730
IEC 62804: Anti-PID Test
IEC 61701: Salt Spray Test
IEC 62716: Ammonia corrosion test
IEC60068-2-68: Dust and Sand Test



MBB MONO-CRYSTALLINE BIFACIAL HALF-CUT MODULE JMPV-TV6/66-715~730(R)

MODEL NUMBER	JMPV-TV6/66-715~730(R)			
ELECTRICAL PARAMETERS (STC)				
Max Power (Pmax/W)	715	720	725	730
Max Power Voltage(Vmp/V)	40.84	40.98	41.13	41.27
Max Power Current (Imp/A)	17.51	17.57	17.63	17.69
Open Circuit Voltage(Voc/V)	48.98	49.18	49.36	49.51
Short Circuit Current (Isc/A)	18.58	18.63	18.69	18.76
Module Efficiency (%)	23.0	23.2	23.3	23.5

STC(Standard Test Condition): AM1.5, Irradiance 1000W/m², Cell Temperature 25°C

ELECTRICAL PARAMETERS (NMOT)				
Max Power (Pmax/W)	533.60	537.33	541.22	544.98
Max Power Voltage(Vmp/V)	38.06	38.19	38.33	38.46
Max Power Current (Imp/A)	14.02	14.07	14.12	14.17
Open Circuit Voltage(Voc/V)	45.81	45.99	46.16	46.30
Short Circuit Current (Isc/A)	15.00	15.04	15.09	15.14

NMOT(Nominal Module Operating Temperature): Irradiance 800W/m², Ambient Temperature 20°C, Wind Speed 1m/s

BIFACIAL GENERATION DATA (730W FOR EXAMPLE)			
Power Gain	5%	15%	25%
Maximum Power (W)	766.38	839.43	912.48
Module Efficiency (%)	24.7	27.0	29.4
Max Power Voltage(Vmp/V)	41.27	41.27	41.27
Max Power Current(Imp/A)	18.57	20.34	22.11
Open Circuit Voltage(Voc/V)	49.51	49.51	49.51
Short Circuit Current(Isc/A)	19.70	21.57	23.45

Bifacial generation varies relying on albedo, height from ground, interval etc. Below data are for reference only.

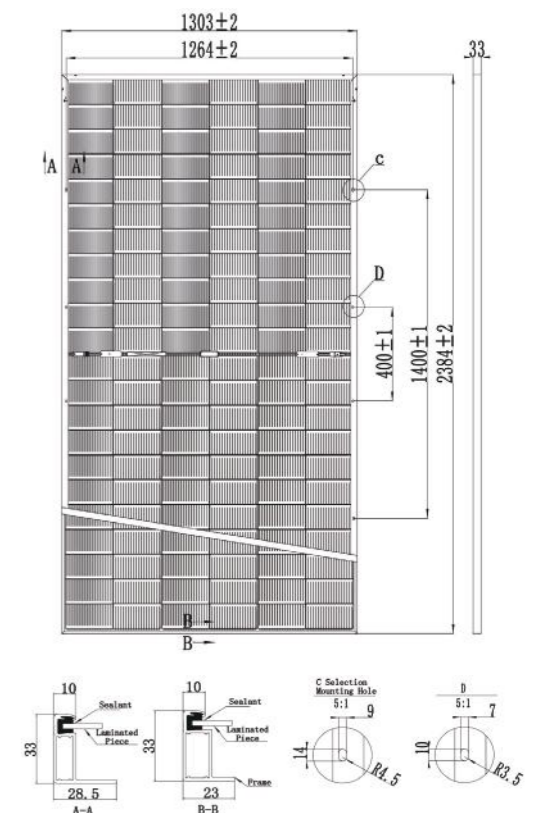
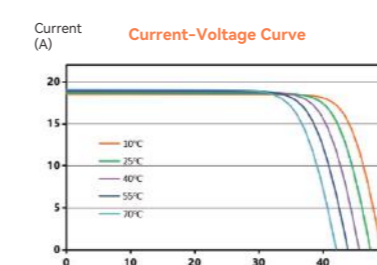
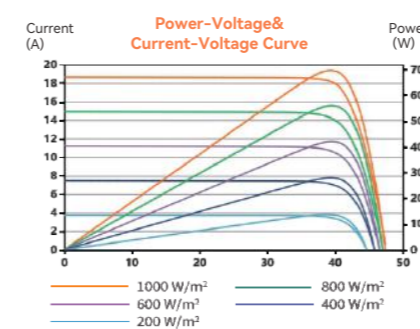
TEMPERATURE CHARACTERISTICS	
Cell Operating Temperature	45±2°C
Temperature Coefficient of Isc	0.047%/°C
Temperature Coefficient of Voc	-0.233%/°C
Temperature Coefficient of Pmax	-0.280%/°C

MECHANICAL PARAMETERS			
Cell Type	N Type/MBB/Monocrystalline/Half-Cell		
Number of Cells	132		
Weight	37.5±1.0kg		
Dimension	2384×1303×33mm		
Front Glass	Semi-tempered embossed coated glass	Frame	Anodized Aluminum
Encapsulating Material	POE + POE/EVA	Junction Box	Protection Degree IP68
Back Glass	Semi-tempered embossed/high-reflection	Cable	4.0 mm ² /+300mm,-200mm; or customized length

OPERATING CONDITIONS			
Maximum System Voltage	1500V	Max Front Face Static Load (Snow etc)	5400Pa
Operating Temperature	-40°C~+85°C	Max Rear Face Static Load (Wind etc)	2400Pa
Maximum Series Fuse Rating	35A	Installation should strictly obey the installation manual of Solargiga Energy	

PACKING INFORMATION	
33pcs/pallet	594pcs/40'HQ

*Power test uncertainty +/-3%



Solargiga Energy Giga Sup6

JMPV-TV6/66-715~730(R) MONO-CRYSTALLINE BIFACIAL HALF-CUT MODULE

Maximum Power	Maximum Efficiency	Power Tolerance
730W	23.5%	0~+3%

CELL TYPE
N-Type/MBB/Monocrystalline/Half-Cell

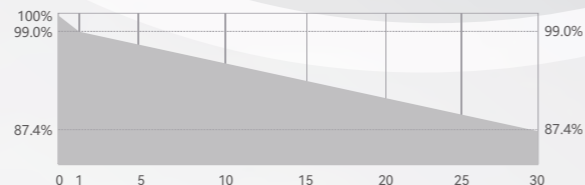
HIGH EFFICIENCY, HIGH GENERATION
Based on 210mm wafer and TOPCon cell technology, the power generation efficiency has greatly improved with lower degradation and better temperature coefficient.

EXCELLENT ANTI-PID PERFORMANCE
Cell manufacturing technology optimization and materials control will help reduce PID degradation rate to the minimum.

SUPPORT 1500V SYSTEM
Increase the number of system modules in series, reduce overall cost of terminal power plant.

STRONG MECHANICAL LOAD CAPACITY
Withstand snow pressure up to 6000Pa on the front face and wind pressure up to 3000Pa on the rear face.

12 YEARS Product Warranty | 30 YEARS Power Output Warranty



MBB MONO-CRYSTALLINE BIFACIAL HALF-CUT MODULE JMPV-TV6/66-715~730(R)

MODEL NUMBER	JMPV-TV6/66-715~730(R)			
ELECTRICAL PARAMETERS (STC)				
Max Power (Pmax/W)	715	720	725	730
Max Power Voltage(Vmp/V)	40.84	40.98	41.13	41.27
Max Power Current (Imp/A)	17.51	17.57	17.63	17.69
Open Circuit Voltage(Voc/V)	48.98	49.18	49.36	49.51
Short Circuit Current (Isc/A)	18.58	18.63	18.69	18.76
Module Efficiency (%)	23.0	23.2	23.3	23.5

STC(Standard Test Condition): AM1.5, Irradiance 1000W/m², Cell Temperature 25°C

ELECTRICAL PARAMETERS (NMOT)				
Max Power (Pmax/W)	533.60	537.33	541.22	544.98
Max Power Voltage(Vmp/V)	38.06	38.19	38.33	38.46
Max Power Current (Imp/A)	14.02	14.07	14.12	14.17
Open Circuit Voltage(Voc/V)	45.81	45.99	46.16	46.30
Short Circuit Current (Isc/A)	15.00	15.04	15.09	15.14

NMOT(Nominal Module Operating Temperature): Irradiance 800W/m², Ambient Temperature 20°C, Wind Speed 1m/s

BIFACIAL GENERATION DATA (730W FOR EXAMPLE)				
Power Gain	5%	15%	25%	
Maximum Power (W)	766.38	839.43	912.48	
Module Efficiency (%)	24.7	27.0	29.4	
Max Power Voltage(Vmp/V)	41.27	41.27	41.27	
Max Power Current(Imp/A)	18.57	20.34	22.11	
Open Circuit Voltage(Voc/V)	49.51	49.51	49.51	
Short Circuit Current(Isc/A)	19.70	21.57	23.45	

Bifacial generation varies relying on albedo, height from ground, interval etc. Below data are for reference only.



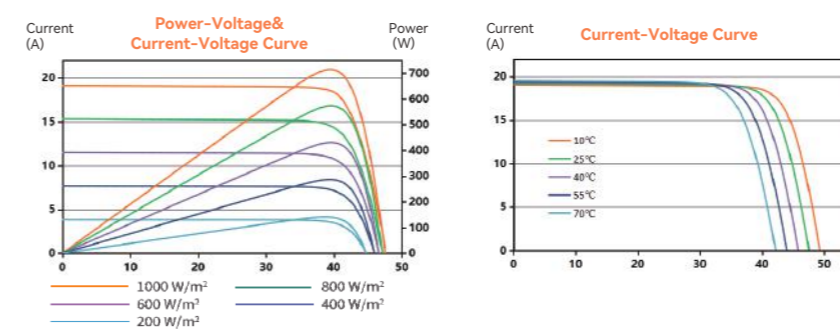
TEMPERATURE CHARACTERISTICS	
Cell Operating Temperature	45±2°C
Temperature Coefficient of Isc	0.047%/°C
Temperature Coefficient of Voc	-0.233%/°C
Temperature Coefficient of Pmax	-0.280%/°C

MECHANICAL PARAMETERS			
Cell Type	N Type/MBB/Monocrystalline/Half-Cell		
Number of Cells	132		
Weight	40kg		
Dimension	2384×1303×30mm		
Front Glass	Semi-tempered embossed coated glass	Frame	High strength alloy steel
Encapsulating Material	POE/EVA	Junction Box	Protection Degree IP68
Back Glass	Semi-tempered embossed/high-reflection	Cable	4.0 mm ² /+300mm,-200mm; or customized length

OPERATING CONDITIONS			
Maximum System Voltage	1500V	Max Front Face Static Load (Snow etc)	6000Pa
Operating Temperature	-40°C~+85°C	Max Rear Face Static Load (Wind etc)	3000Pa
Maximum Series Fuse Rating	35A	Installation should strictly obey the installation manual of Solargiga Energy	

PACKING INFORMATION	
37pcs/pallet	666pcs/40'HQ

*Power test uncertainty +/-3%



Solargiga Energy Giga Sup7

JMPV-XV6/54-430~445(R) MONO-CRYSTALLINE BIFACIAL HALF-CUT MODULE

Maximum Power	Maximum Efficiency	Power Tolerance
445W	22.8%	0~+3%

CELL TYPE
N-Type/MBB/ Monocrystalline/Half-Cell

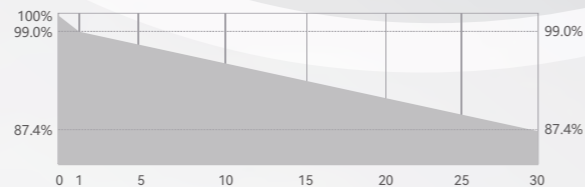
HIGH EFFICIENCY, HIGH GENERATION
Based on monocrystalline silicon wafer and TOPCon cell technology, the power generation efficiency has greatly improved with lower degradation and better temperature coefficient.

EXCELLENT ANTI-PID PERFORMANCE
Cell manufacturing technology optimization and materials control will help reduce PID degradation rate to the minimum.

LIGHT DOUBLE GLASS
1.6mm glass, perfect size and low weight for handling and installation, effectively lower the fragmentation rate of modules and reduce the scratches on the back during the installation process.

STRONG MECHANICAL LOAD CAPACITY
Withstand snow pressure up to 5400Pa on the front face and wind pressure up to 2400Pa on the rear face.

12 YEARS Product Warranty | 30 YEARS Power Output Warranty



IEC 61215 / IEC 61730
IEC TS 63342:LETID Test



ADDITIONAL PREMIUM INSURANCE
SERVICES ARE AVAILABLE

MBB MONO-CRYSTALLINE BIFACIAL HALF-CUT MODULE JMPV-XV6/54-430~445(R)

MODEL NUMBER	JMPV-XV6/54-430~445(R)			
ELECTRICAL PARAMETERS (STC)				
Max Power (Pmax/W)	430	435	440	445
Max Power Voltage(Vmp/V)	32.21	32.40	32.57	32.75
Max Power Current (Imp/A)	13.35	13.43	13.51	13.59
Open Circuit Voltage(Voc/V)	39.18	39.41	39.65	39.87
Short Circuit Current (Isc/A)	13.97	14.05	14.12	14.20
Module Efficiency (%)	22.0	22.3	22.5	22.8

STC(Standard Test Condition): AM1.5, Irradiance 1000W/m², Cell Temperature 25°C

ELECTRICAL PARAMETERS (NMOT)				
Max Power (Pmax/W)	320.91	324.95	328.50	332.05
Max Power Voltage(Vmp/V)	30.02	30.20	30.36	30.52
Max Power Current (Imp/A)	10.69	10.76	10.82	10.88
Open Circuit Voltage(Voc/V)	36.64	36.86	37.08	37.29
Short Circuit Current (Isc/A)	11.28	11.34	11.40	11.46

NMOT(Nominal Module Operating Temperature): Irradiance 800W/m², Ambient Temperature 20°C, Wind Speed 1m/s

BIFACIAL GENERATION DATA (445W FOR EXAMPLE)				
Power Gain	5%	15%	25%	
Maximum Power (W)	467.34	511.88	556.42	
Module Efficiency (%)	23.9	26.2	28.5	
Max Power Voltage(Vmp/V)	32.75	32.75	32.75	
Max Power Current(Imp/A)	14.27	15.63	16.99	
Open Circuit Voltage(Voc/V)	39.87	39.87	39.87	
Short Circuit Current(Isc/A)	14.91	16.33	17.75	

Bifacial generation varies relying on albedo, height from ground, interval etc. Below data are for reference only.

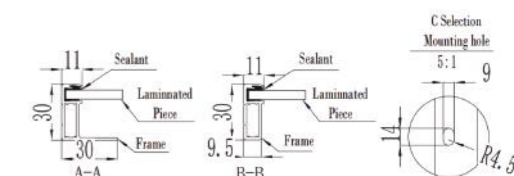
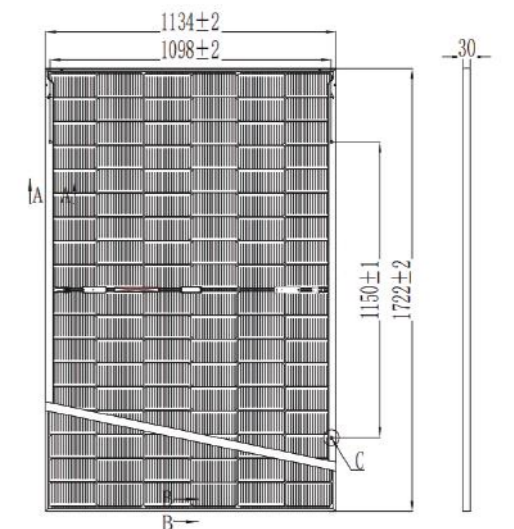
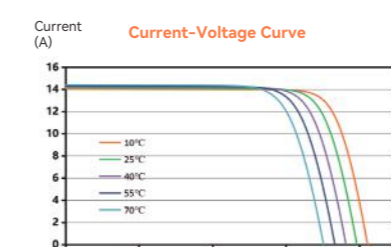
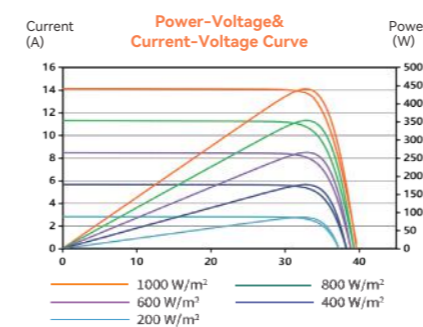
TEMPERATURE CHARACTERISTICS	
Cell Operating Temperature	45±2°C
Temperature Coefficient of Isc	0.047%/°C
Temperature Coefficient of Voc	-0.240%/°C
Temperature Coefficient of Pmax	-0.280%/°C

MECHANICAL PARAMETERS			
Cell Type	N Type/MBB/Monocrystalline/Half-Cell		
Number of Cells	108(6×9×2)		
Weight	21.0kg		
Dimension	1722×1134×30mm		
Front Glass	Semi-tempered embossed coated glass	Frame	Anodized Aluminum
Encapsulating Material	POE/EVA	Junction Box	Protection Degree IP68
Back Glass	Semi-tempered grid embossed/high-reflection	Cable	4.0 mm ² /+300mm, ~200mm; or customized length

OPERATING CONDITIONS			
Maximum System Voltage	1500V	Max Front Face Static Load (Snow etc)	5400Pa
Operating Temperature	-40°C~+85°C	Max Rear Face Static Load (Wind etc)	2400Pa
Maximum Series Fuse Rating	30A	Installation should strictly obey the installation manual of Solargiga Energy	

PACKING INFORMATION	
36pcs/pallet	936pcs/40'HQ

*Power test uncertainty +/-3%



Solargiga Energy Giga Sup7

JMPV-XV6/72-585~600(R) MONO-CRYSTALLINE BIFACIAL HALF-CUT MODULE

Maximum Power	Maximum Efficiency	Power Tolerance
600W	23.2%	0~+3%

CELL TYPE
N-Type/MBB/Monocrystalline/Half-Cell

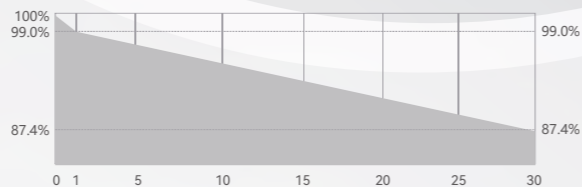
HIGH EFFICIENCY, HIGH GENERATION
Based on monocrystalline silicon wafer and TOPCon cell technology, the power generation efficiency has greatly improved with lower degradation and better temperature coefficient.

EXCELLENT ANTI-PID PERFORMANCE
Cell manufacturing technology optimization and materials control will help reduce PID degradation rate to the minimum.

SUPPORT 1500V SYSTEM
Increase the number of system modules in series, reduce overall cost of terminal power plant.

STRONG MECHANICAL LOAD CAPACITY
Withstand snow pressure up to 5400Pa on the front face and wind pressure up to 2400Pa on the rear face.

12 YEARS Product Warranty | 30 YEARS Power Output Warranty



IEC 61215 / IEC 61730
IEC 62804: Anti-PID Test
IEC 61701: Salt Spray Test
IEC 62716: Ammonia Corrosion Test
IEC 60068-2-68: Dust and Sand Test
IEC TS 63209-1: Tightened Test
IEC TS 63342: LETID Test



MBB MONO-CRYSTALLINE BIFACIAL HALF-CUT MODULE JMPV-XV6/72-585~600(R)

MODEL NUMBER	JMPV-XV6/72-585~600(R)			
ELECTRICAL PARAMETERS (STC)				
Max Power (Pmax/W)	585	590	595	600
Max Power Voltage(Vmp/V)	43.37	43.55	43.72	43.90
Max Power Current (Imp/A)	13.49	13.55	13.61	13.67
Open Circuit Voltage(Voc/V)	52.76	52.98	53.19	53.41
Short Circuit Current (Isc/A)	14.09	14.15	14.21	14.27
Module Efficiency (%)	22.7	22.8	23.0	23.2

STC(Standard Test Condition): AM1.5, Irradiance 1000W/m², Cell Temperature 25°C

ELECTRICAL PARAMETERS (NMOT)				
Max Power (Pmax/W)	436.53	440.40	444.18	447.96
Max Power Voltage(Vmp/V)	40.42	40.59	40.75	40.91
Max Power Current (Imp/A)	10.80	10.85	10.90	10.95
Open Circuit Voltage(Voc/V)	49.34	49.55	49.74	49.95
Short Circuit Current (Isc/A)	11.37	11.42	11.47	11.52

NMOT(Nominal Module Operating Temperature): Irradiance 800W/m², Ambient Temperature 20°C, Wind Speed 1m/s

BIFACIAL GENERATION DATA (600W FOR EXAMPLE)			Bifacial generation varies relying on albedo, height from ground, interval etc. Below data are for reference only.
Power Gain	5%	15%	25%
Maximum Power (W)	629.97	690.10	750.25
Module Efficiency (%)	24.4	26.7	29.0
Max Power Voltage(Vmp/V)	43.90	43.90	43.90
Max Power Current(Imp/A)	14.35	15.72	17.09
Open Circuit Voltage(Voc/V)	53.41	53.41	53.41
Short Circuit Current(Isc/A)	14.98	16.41	17.84

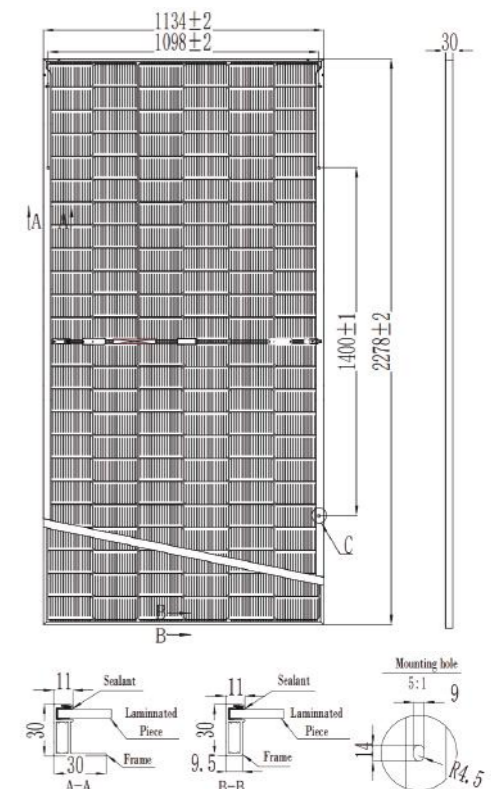
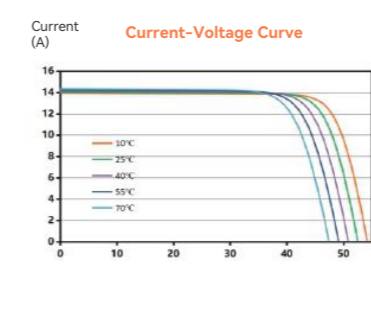
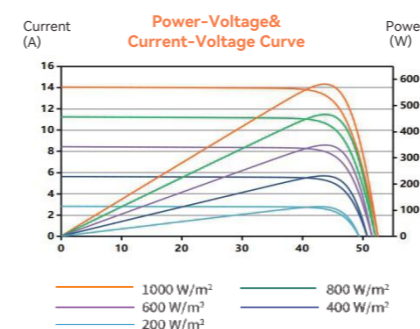
TEMPERATURE CHARACTERISTICS	
Cell Operating Temperature	45±2°C
Temperature Coefficient of Isc	0.047%/°C
Temperature Coefficient of Voc	-0.240%/°C
Temperature Coefficient of Pmax	-0.280%/°C

MECHANICAL PARAMETERS			
Cell Type	N Type/MBB/Monocrystalline/Half-Cell		
Number of Cells	144(6×12×2)		
Weight	32.5±1.0kg		
Dimension	2278×1134×30mm		
Front Glass	Semi-tempered embossed coated glass	Frame	Anodized Aluminum
Encapsulating Material	EVA/POE	Junction Box	Protection Degree IP68
Back Glass	Semi-tempered embossed/high-reflection	Cable	4.0 mm ² /+300mm,-200mm; or customized length

OPERATING CONDITIONS			
Maximum System Voltage	1500V	Max Front Face Static Load (Snow etc)	5400Pa
Operating Temperature	-40°C~+85°C	Max Rear Face Static Load (Wind etc)	2400Pa
Maximum Series Fuse Rating	30A	Installation should strictly obey the installation manual of Solargiga Energy	

PACKING INFORMATION	
36pcs/pallet	720pcs/40'HQ

*Power test uncertainty +/-3%



Solargiga Energy Giga Sup7

JMPV-XV6/72-585~600(R) MONO-CRYSTALLINE BIFACIAL HALF-CUT MODULE

Maximum Power	Maximum Efficiency	Power Tolerance
600W	23.2%	0~+3%

CELL TYPE
N-Type/MBB/ Monocrystalline/Half-Cell

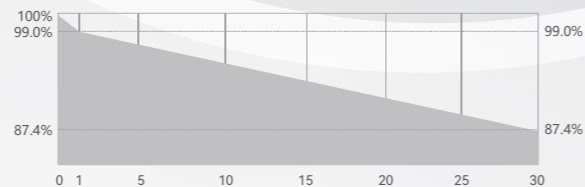
HIGH EFFICIENCY, HIGH GENERATION
Based on monocrystalline silicon wafer and TOPCon cell technology, the power generation efficiency has greatly improved with lower degradation and better temperature coefficient.

EXCELLENT ANTI-PID PERFORMANCE
Cell manufacturing technology optimization and materials control will help reduce PID degradation rate to the minimum.

ANTI-GLARE EFFECT
Through the specially designed texture of the glass surface, the reflected light is dispersed, effectively reducing the optical reflection and optical pollution generated by the module, and achieving the anti-glare effect.

STRONG MECHANICAL LOAD CAPACITY
Withstand snow pressure up to 5400Pa on the front face and wind pressure up to 2400Pa on the rear face.

12 YEARS Product Warranty | 30 YEARS Power Output Warranty



IEC 61215 / IEC 61730
IEC TS 63342:LETID Test



MBB MONO-CRYSTALLINE BIFACIAL HALF-CUT MODULE JMPV-XV6/72-585~600(R)

MODEL NUMBER	JMPV-XV6/72-585~600(R)			
ELECTRICAL PARAMETERS (STC)				
Max Power (Pmax/W)	585	590	595	600
Max Power Voltage(Vmp/V)	43.37	43.55	43.72	43.90
Max Power Current (Imp/A)	13.49	13.55	13.61	13.67
Open Circuit Voltage(Voc/V)	52.76	52.98	53.19	53.41
Short Circuit Current (Isc/A)	14.09	14.15	14.21	14.27
Module Efficiency (%)	22.7	22.8	23.0	23.2

STC(Standard Test Condition): AM1.5, Irradiance 1000W/m², Cell Temperature 25°C

ELECTRICAL PARAMETERS (NMOT)				
Max Power (Pmax/W)	436.53	440.40	444.18	447.96
Max Power Voltage(Vmp/V)	40.42	40.59	40.75	40.91
Max Power Current (Imp/A)	10.80	10.85	10.90	10.95
Open Circuit Voltage(Voc/V)	49.34	49.55	49.74	49.95
Short Circuit Current (Isc/A)	11.37	11.42	11.47	11.52

NMOT(Nominal Module Operating Temperature): Irradiance 800W/m², Ambient Temperature 20°C, Wind Speed 1m/s

BIFACIAL GENERATION DATA (600W FOR EXAMPLE)			
Power Gain	5%	15%	25%
Maximum Power (W)	629.97	690.10	750.25
Module Efficiency (%)	24.4	26.7	29.0
Max Power Voltage(Vmp/V)	43.90	43.90	43.90
Max Power Current(Imp/A)	14.35	15.72	17.09
Open Circuit Voltage(Voc/V)	53.41	53.41	53.41
Short Circuit Current(Isc/A)	14.98	16.41	17.84

Bifacial generation varies relying on albedo, height from ground, interval etc. Below data are for reference only.

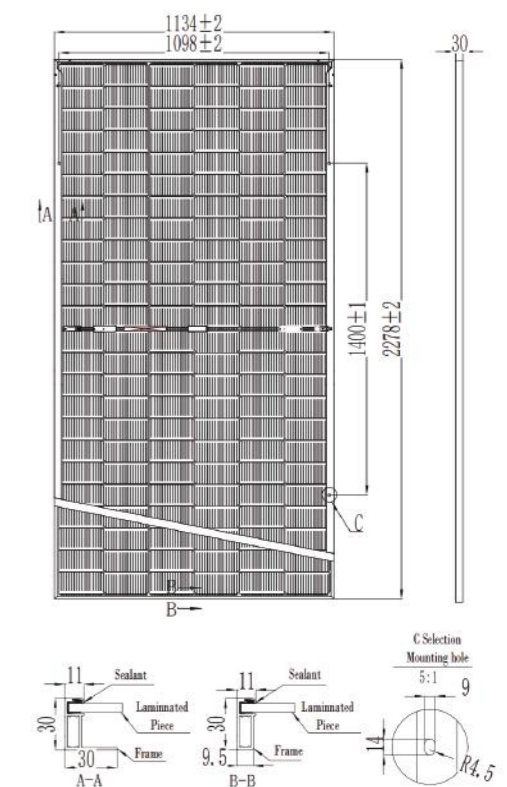
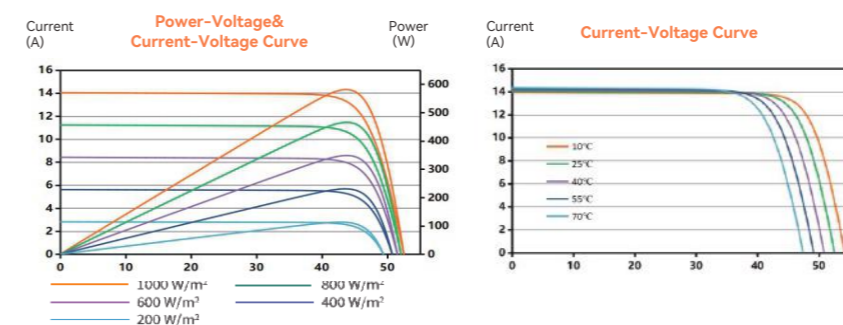
TEMPERATURE CHARACTERISTICS	
Cell Operating Temperature	45±2°C
Temperature Coefficient of Isc	0.047%/°C
Temperature Coefficient of Voc	-0.240%/°C
Temperature Coefficient of Pmax	-0.280%/°C

MECHANICAL PARAMETERS			
Cell Type	N Type/MBB/Monocrystalline/Half-Cell		
Number of Cells	144(6×12×2)		
Weight	32.5±1kg		
Dimension	2278×1134×30mm		
Front Glass	Anti-glare glass	Frame	Anodized Aluminum
Encapsulating Material	EVA/POE	Junction Box	Protection Degree IP68
Back Glass	Semi-tempered embossed	Cable	4.0 mm ² /+300mm,-200mm; or customized length

OPERATING CONDITIONS			
Maximum System Voltage	1500V	Max Front Face Static Load (Snow etc)	5400Pa
Operating Temperature	-40°C~+85°C	Max Rear Face Static Load (Wind etc)	2400Pa
Maximum Series Fuse Rating	30A	Installation should strictly obey the installation manual of Solargiga Energy	

PACKING INFORMATION	
36pcs/pallet	720pcs/40'HQ

*Power test uncertainty +/-3%



Solargiga Energy Giga Sup7

JMPV-XV6/72-585~600(R) MONO-CRYSTALLINE BIFACIAL HALF-CUT MODULE

Maximum Power	Maximum Efficiency	Power Tolerance
600W	23.2%	0~+3%

CELL TYPE
N-Type/MBB/Monocrystalline/Half-Cell

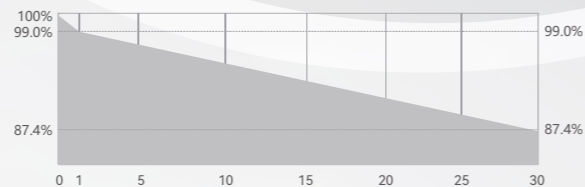
HIGH EFFICIENCY, HIGH GENERATION
Based on monocrystalline silicon wafer and TOPCon cell technology, the power generation efficiency has greatly improved with lower degradation and better temperature coefficient.

EXCELLENT ANTI-PID PERFORMANCE
Cell manufacturing technology optimization and materials control will help reduce PID degradation rate to the minimum.

UNIQUE FRAME DESIGN
Cleaner and effectively reduces power generation losses caused by dust accumulation and improve full life cycle generation gain.

STRONG MECHANICAL LOAD CAPACITY
Withstand snow pressure up to 5400Pa on the front face and wind pressure up to 2400Pa on the rear face.

12 YEARS Product Warranty | 30 YEARS Power Output Warranty



IEC 61215 / IEC 61730
IEC 62804: Anti-PID Test
IEC 61701: Salt Spray Test
IEC 62716: Ammonia Corrosion Test
IEC 60068-2-68: Dust and Sand Test
IEC TS 63209-1: Tightened Test
IEC TS 63342: LETID Test



MBB MONO-CRYSTALLINE BIFACIAL HALF-CUT MODULE JMPV-XV6/72-585~600(R)

MODEL NUMBER	JMPV-XV6/72-585~600(R)			
ELECTRICAL PARAMETERS (STC)				
Max Power (Pmax/W)	585	590	595	600
Max Power Voltage(Vmp/V)	43.37	43.55	43.72	43.90
Max Power Current (Imp/A)	13.49	13.55	13.61	13.67
Open Circuit Voltage(Voc/V)	52.76	52.98	53.19	53.41
Short Circuit Current (Isc/A)	14.09	14.15	14.21	14.27
Module Efficiency (%)	22.7	22.8	23.0	23.2

STC(Standard Test Condition): AM1.5, Irradiance 1000W/m², Cell Temperature 25°C

ELECTRICAL PARAMETERS (NMOT)				
Max Power (Pmax/W)	436.53	440.40	444.18	447.96
Max Power Voltage(Vmp/V)	40.42	40.59	40.75	40.91
Max Power Current (Imp/A)	10.80	10.85	10.90	10.95
Open Circuit Voltage(Voc/V)	49.34	49.55	49.74	49.95
Short Circuit Current (Isc/A)	11.37	11.42	11.47	11.52

NMOT(Nominal Module Operating Temperature): Irradiance 800W/m², Ambient Temperature 20°C, Wind Speed 1m/s

BIFACIAL GENERATION DATA (600W FOR EXAMPLE)			
Power Gain	5%	15%	25%
Maximum Power (W)	629.97	690.10	750.25
Module Efficiency (%)	24.4	26.7	29.0
Max Power Voltage(Vmp/V)	43.90	43.90	43.90
Max Power Current(Imp/A)	14.35	15.72	17.09
Open Circuit Voltage(Voc/V)	53.41	53.41	53.41
Short Circuit Current(Isc/A)	14.98	16.41	17.84

Bifacial generation varies relying on albedo, height from ground, interval etc. Below data are for reference only.

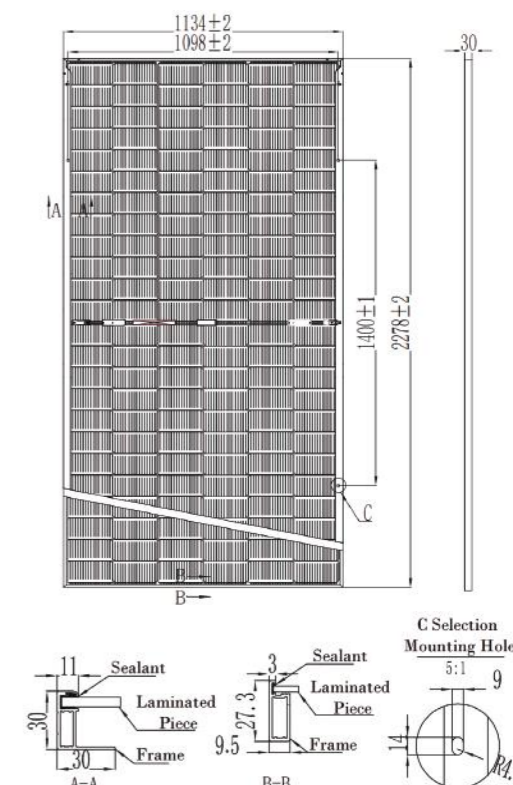

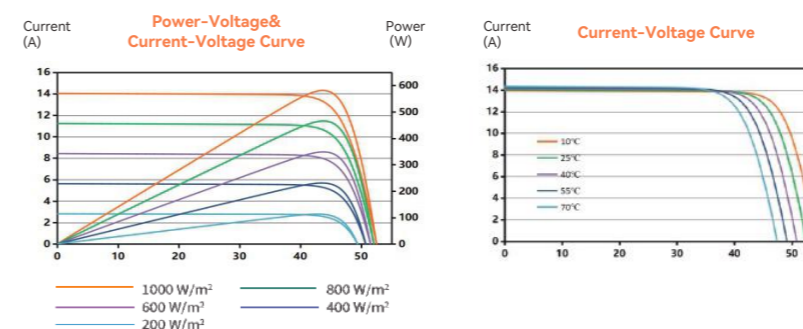
TEMPERATURE CHARACTERISTICS	
Cell Operating Temperature	45±2°C
Temperature Coefficient of Isc	0.047%/°C
Temperature Coefficient of Voc	-0.240%/°C
Temperature Coefficient of Pmax	-0.280%/°C

MECHANICAL PARAMETERS			
Cell Type	N Type/MBB/Monocrystalline/Half-Cell		
Number of Cells	144(6×12×2)		
Weight	32.5±1.0kg		
Dimension	2278×1134×30mm		
Front Glass	Semi-tempered embossed coated glass	Frame	Anodized Aluminum
Encapsulating Material	EVA/POE	Junction Box	Protection Degree IP68
Back Glass	Semi-tempered embossed/high-reflection	Cable	4.0 mm ² /+300mm,-200mm; or customized length

OPERATING CONDITIONS			
Maximum System Voltage	1500V	Max Front Face Static Load (Snow etc)	5400Pa
Operating Temperature	-40°C~+85°C	Max Rear Face Static Load (Wind etc)	2400Pa
Maximum Series Fuse Rating	30A	Installation should strictly obey the installation manual of Solargiga Energy	

PACKING INFORMATION	
36pcs/pallet	720pcs/40'HQ

*Power test uncertainty +/-3%



Solargiga Energy Giga Sup7

JMPV-XV6/72-585~600(R) MONO-CRYSTALLINE BIFACIAL HALF-CUT MODULE

Maximum Power	Maximum Efficiency	Power Tolerance
600W	23.2%	0~+3%

CELL TYPE
N-Type/MBB/Monocrystalline/Half-Cell

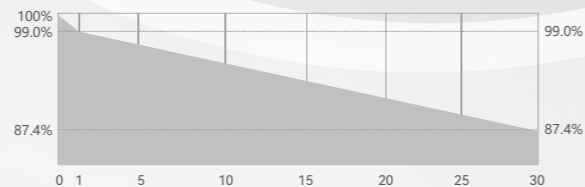
HIGH EFFICIENCY, HIGH GENERATION
Based on monocrystalline silicon wafer and TOPCon cell technology, the power generation efficiency has greatly improved with lower degradation and better temperature coefficient.

EXCELLENT ANTI-PID PERFORMANCE
Cell manufacturing technology optimization and materials control will help reduce PID degradation rate to the minimum.

HARSH ENVIRONMENTAL ADAPTABILITY
Strict salt spray and ammonia corrosion test to ensure good adaptability to harsh environment.

STRONG MECHANICAL LOAD CAPACITY
Withstand snow pressure up to 5400Pa on the front face and wind pressure up to 2400Pa on the rear face.

12 YEARS Product Warranty | 30 YEARS Power Output Warranty



IEC 61215 / IEC 61730
IEC 62804: Anti-PID Test
IEC 61701: Salt Spray Test
IEC 62716: Ammonia Corrosion Test
IEC 60068-2-68: Dust and Sand Test



Founded in 2000, Solargiga Energy Holdings Limited ('Solargiga Energy', HKEX:00757.HK), is a renewable energy company which combines the business of the whole mono-crystalline industrial chain covering R&D manufacturing, photovoltaic application and global marketing. It's committed to provide PV products, technical support and integrated system solution for global customers.

Website: en.solargiga.com

DS-TS-2024V3.0

MBB MONO-CRYSTALLINE BIFACIAL HALF-CUT MODULE JMPV-XV6/72-585~600(R)

MODEL NUMBER	JMPV-XV6/72-585~600(R)			
ELECTRICAL PARAMETERS (STC)				
Max Power (Pmax/W)	585	590	595	600
Max Power Voltage(Vmp/V)	43.37	43.55	43.72	43.90
Max Power Current (Imp/A)	13.49	13.55	13.61	13.67
Open Circuit Voltage(Voc/V)	52.76	52.98	53.19	53.41
Short Circuit Current (Isc/A)	14.09	14.15	14.21	14.27
Module Efficiency (%)	22.7	22.8	23.0	23.2

STC(Standard Test Condition): AM1.5, Irradiance 1000W/m², Cell Temperature 25°C

ELECTRICAL PARAMETERS (NMOT)				
Max Power (Pmax/W)	436.53	440.40	444.18	447.96
Max Power Voltage(Vmp/V)	40.42	40.59	40.75	40.91
Max Power Current (Imp/A)	10.80	10.85	10.90	10.95
Open Circuit Voltage(Voc/V)	49.34	49.55	49.74	49.95
Short Circuit Current (Isc/A)	11.37	11.42	11.47	11.52

NMOT(Nominal Module Operating Temperature): Irradiance 800W/m², Ambient Temperature 20°C, Wind Speed 1m/s

BIFACIAL GENERATION DATA (600W FOR EXAMPLE)				
Power Gain	5%	15%	25%	
Maximum Power (W)	629.97	690.10	750.25	
Module Efficiency (%)	24.4	26.7	29.0	
Max Power Voltage(Vmp/V)	43.90	43.90	43.90	
Max Power Current(Imp/A)	14.35	15.72	17.09	
Open Circuit Voltage(Voc/V)	53.41	53.41	53.41	
Short Circuit Current(Isc/A)	14.98	16.41	17.84	

Bifacial generation varies relying on albedo, height from ground, interval etc. Below data are for reference only.



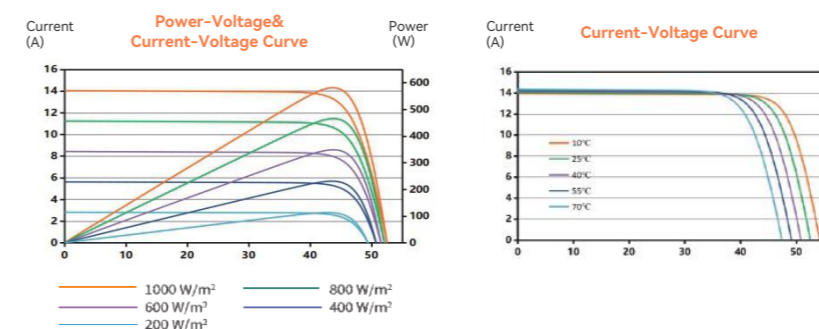
TEMPERATURE CHARACTERISTICS	
Cell Operating Temperature	45±2°C
Temperature Coefficient of Isc	0.047%/°C
Temperature Coefficient of Voc	-0.240%/°C
Temperature Coefficient of Pmax	-0.280%/°C

MECHANICAL PARAMETERS			
Cell Type	N Type/MBB/Monocrystalline/Half-Cell		
Number of Cells	144(6×12×2)		
Weight	33.2±1.0kg		
Dimension	2278×1134×30mm		
Front Glass	Semi-tempered embossed coated glass	Frame	PU composite
Encapsulating Material	EVA/POE	Junction Box	Protection Degree IP68
Back Glass	Semi-tempered embossed	Cable	4.0 mm ² /+300mm,-200mm; or customized length

OPERATING CONDITIONS			
Maximum System Voltage	1500V	Max Front Face Static Load (Snow etc)	5400Pa
Operating Temperature	-40°C~+85°C	Max Rear Face Static Load (Wind etc)	2400Pa
Maximum Series Fuse Rating	30A	Installation should strictly obey the installation manual of Solargiga Energy	

PACKING INFORMATION	
36pcs/pallet	720pcs/40'HQ

*Power test uncertainty +/-3%



Sales HOT-line: (86)0416 508 1599

E-mail: sales@jz.solargiga.com

Xihai Industry Park, Economic and Technical Development Zone, Jinzhou, Liaoning Province, China

Note: Electrical parameters are only used for comparison between different types of modules. Due to product innovation, Solargiga Energy reserves the right to adjust the information in this datasheet at any time without prior notice. The technical data in this datasheet may be slightly deviated. Customer shall obtain the latest version of the datasheet when signing contract and making it an integral part of the binding contract signed by both parties.



DS-TS-2024V3.0

Solargiga Energy Giga Sup7

JMPV-XV6/78-630~645(R) MONO-CRYSTALLINE BIFACIAL HALF-CUT MODULE

Maximum Power	Maximum Efficiency	Power Tolerance
645W	23.1%	0~+3%

CELL TYPE
N-Type/MBB/Monocrystalline/Half-Cell

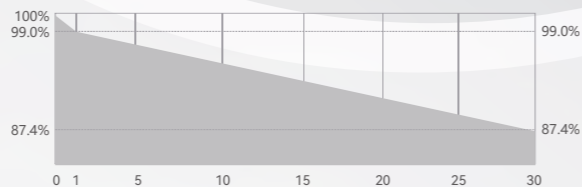
HIGH EFFICIENCY, HIGH GENERATION
Based on monocrystalline silicon wafer and TOPCon cell technology, the power generation efficiency has greatly improved with lower degradation and better temperature coefficient.

EXCELLENT ANTI-PID PERFORMANCE
Cell manufacturing technology optimization and materials control will help reduce PID degradation rate to the minimum.

SUPPORT 1500V SYSTEM
Increase the number of system modules in series, reduce overall cost of terminal power plant.

STRONG MECHANICAL LOAD CAPACITY
Withstand snow pressure up to 5400Pa on the front face and wind pressure up to 2400Pa on the rear face.

12 YEARS Product Warranty | 30 YEARS Power Output Warranty



IEC 61215 / IEC 61730
IEC 62804: Anti-PID Test
IEC 61701: Salt Spray Test
IEC 62716: Ammonia Corrosion Test
IEC 60068-2-68: Dust and Sand Test
IEC TS 63209-1: Tightened Test
IEC TS 63342: LETID Test



MBB MONO-CRYSTALLINE BIFACIAL HALF-CUT MODULE JMPV-XV6/78-630~645(R)

MODEL NUMBER	JMPV-XV6/78-630~645(R)			
ELECTRICAL PARAMETERS (STC)				
Max Power (Pmax/W)	630	635	640	645
Max Power Voltage(Vmp/V)	46.86	47.04	47.22	47.40
Max Power Current (Imp/A)	13.45	13.51	13.57	13.61
Open Circuit Voltage(Voc/V)	57.00	57.22	57.44	57.62
Short Circuit Current (Isc/A)	14.05	14.11	14.17	14.22
Module Efficiency (%)	22.5	22.7	22.9	23.1

STC(Standard Test Condition): AM1.5, Irradiance 1000W/m², Cell Temperature 25°C

ELECTRICAL PARAMETERS (NMOT)				
Max Power (Pmax/W)	470.32	474.34	478.38	481.56
Max Power Voltage(Vmp/V)	43.67	43.84	44.01	44.18
Max Power Current (Imp/A)	10.77	10.82	10.87	10.90
Open Circuit Voltage(Voc/V)	53.31	53.51	53.72	53.89
Short Circuit Current (Isc/A)	11.34	11.39	11.44	11.48

NMOT(Nominal Module Operating Temperature): Irradiance 800W/m², Ambient Temperature 20°C, Wind Speed 1m/s

BIFACIAL GENERATION DATA (645W FOR EXAMPLE)			
Power Gain	5%	15%	25%
Maximum Power (W)	677.35	741.81	806.27
Module Efficiency (%)	24.3	26.7	28.9
Max Power Voltage(Vmp/V)	47.40	47.40	47.40
Max Power Current(Imp/A)	14.29	15.65	17.01
Open Circuit Voltage(Voc/V)	57.62	57.62	57.62
Short Circuit Current(Isc/A)	14.93	16.35	17.78

Bifacial generation varies relying on albedo, height from ground, interval etc. Below data are for reference only.

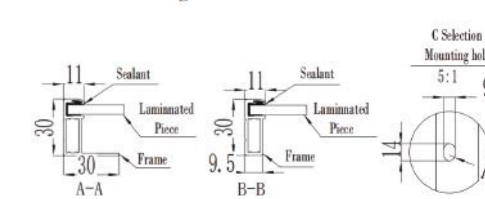
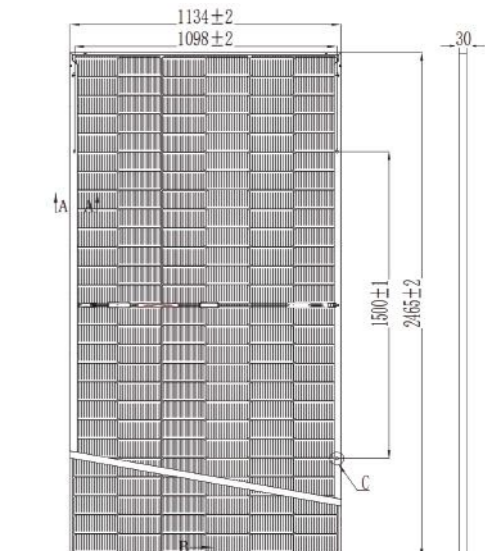

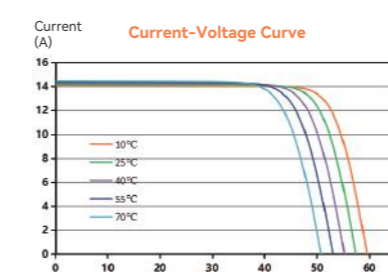
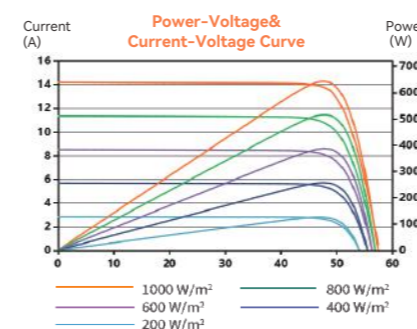
TEMPERATURE CHARACTERISTICS	
Cell Operating Temperature	45±2°C
Temperature Coefficient of Isc	0.047%/°C
Temperature Coefficient of Voc	-0.240%/°C
Temperature Coefficient of Pmax	-0.280%/°C

MECHANICAL PARAMETERS			
Cell Type	N Type/MBB/Monocrystalline/Half-Cell		
Number of Cells	156(6×13×2)		
Weight	34.6±1.0kg		
Dimension	2465×1134×30mm		
Front Glass	Semi-tempered embossed coated glass	Frame	Anodized Aluminum
Encapsulating Material	EVA/POE	Junction Box	Protection Degree IP68
Back Glass	Semi-tempered embossed/high-reflection	Cable	4.0 mm ² /+300mm,-200mm; or customized length

OPERATING CONDITIONS			
Maximum System Voltage	1500V	Max Front Face Static Load (Snow etc)	5400Pa
Operating Temperature	-40°C~+85°C	Max Rear Face Static Load (Wind etc)	2400Pa
Maximum Series Fuse Rating	30A	Installation should strictly obey the installation manual of Solargiga Energy	

PACKING INFORMATION	
36pcs/pallet	576pcs/40'HQ

*Power test uncertainty +/-3%



Application Scenario

Creating +∞ user experience



Solargiga Energy offers a range of products for diverse application scenarios, providing customized new energy services and solutions for various projects, including large surface power stations, industrial and commercial settings, and residential rooftops.



Large Power Station
Engineering & Delivery



Distributed Power Station
Engineering & Delivery



BIPV
Design & Delivery



EPC Service
For all kinds of power stations

Safety and Reliability

Authoritative management system

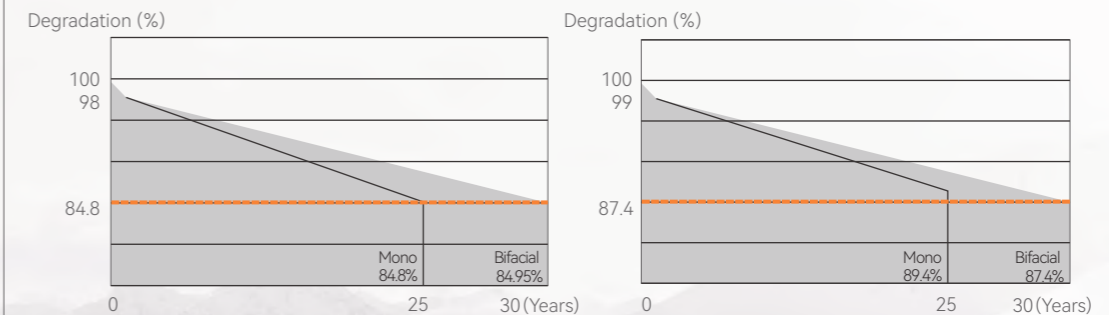
Solargiga Energy has obtained the certification of ISO9001 Quality Management System, ISO45001 Occupational Health and Safety Management System and ISO14001 Environmental Management System.

Minimal Annual Degradation Rate for Superior Quality Assurance


Solargiga Energy offers a standard 25-year/30-year linear power warranty for mono/bifacial module products.

P-type products experience annual degradation rates lower than 2% in the 1st year and 0.55% (mono)/0.45% (bifacial) in subsequent years.

N-type products experience annual degradation rates lower than 1% in the 1st year and 0.4% in subsequent years.



Fully certified by professional organizations



Solargiga Energy Smart Factory

Global network

Solargiga Energy operates offices in China, Japan, Germany, and Australia, with exports reaching over 30 countries and regions worldwide, such as Japan, Germany, the Republic of Korea, Vietnam, Thailand, Mongolia, Malaysia, the Philippines, Pakistan, Switzerland, Sweden, and Afghanistan.



Production Base in Jinzhou, Liaoning Province

Address: No. 1-5, Section 3, Chifeng Street, Jinzhou Economic and Technical Development Zone, Liaoning Province, China
Tel.: (86) 0416 508 1136
Production capacity: 1.9GW

Production Base in Yueyang, Jiangsu Province

Address: No. 777 Tangqiao Road, HTDZ, Jianhu County, Yancheng City, Jiangsu Province, China
Tel.: (86) 0515 8656 5777
Production capacity: 18.3GW (10GW under planning)

Bonded Warehouse in Europe

Legend: ■ Headquarters ■ Marketing Teams ■ Offices/Production Bases